


The following report was generated using

Reports to Go...

in less than 2 minutes!



Visual Chiropractic Tools

Dr. Dan Cole

(770) 715-7080

Report of Findings

for

Mary Smith

Take

SAMPLE
Control

of Your Health for

a More Predictable

Future!

August 23, 2011

Name: **Mary Smith**

Exam Date: **8/23/2011**

PURPOSE: The following is a brief narrative describing what was found during your exam and what was discussed during your report. This report is meant as a review only; not diagnostic or comprehensive.

EXAM FINDINGS

Range of Motion Analysis: Normal motion should be equal right to left, unrestricted, and pain free.

<u>Motions of the Neck</u>		
Motion	Pain	Restriction
Chin to Chest	<i>None</i>	<i>Mild</i>
Leaning Head Back	<i>None</i>	<i>None</i>
Leaning Head Left	<i>Moderate</i>	<i>None</i>
Leaning Head Right	<i>Moderate</i>	<i>None</i>
Turning Head Left	<i>Mild</i>	<i>None</i>
Turning Head Right	<i>Mild</i>	<i>None</i>

<u>Motions of the Lower Back</u>		
Motion	Pain	Restriction
Touching Toes	<i>None</i>	<i>None</i>
Bending Backwards	<i>None</i>	<i>None</i>
Bending Left	<i>None</i>	<i>None</i>
Bending Right	<i>None</i>	<i>None</i>

UTP = Unable to Perform

Posture Analysis: Normal posture from the front or back should be perfectly straight with the head, shoulders and hips being level. Normal posture from the side should have head aligned directly over shoulders.

<u>Posture</u>	
Head	<i>Shifted Off Center, Severe Forward Displacement and Mild Rotation</i>
Shoulders	<i>Severe Unleveling</i>
Hips	<i>Mild Unleveling</i>

Deviations from normal in either posture or motion suggest any or all of the following:

1. Nerve system interference.
2. Loss of proper spinal curves.
3. Loss of proper spinal alignment.
4. Degeneration of the spine.

X-ray and Nerve Scans will help to confirm or deny any of these findings.

COMPUTER SCANS / X-RAY FINDINGS

Thermal and Static EMG Scans: Normal scans should be symmetric with white bars only. Green (mild), blue (moderate), red (severe), or black (beyond severe) bars indicate nerve interference.

<u>Scans</u>	
Neck	<i>Asymmetric with Mild to Severe Nerve Interference</i>
Mid-Back	<i>Asymmetric with Moderate Nerve Interference</i>
Low-Back	<i>Asymmetric with Mild Nerve Interference</i>

<u>X-Rays</u>	
Neck	<i>73.9% Loss of Proper Spinal Curve and Spinal Misalignment</i>
Upper to Mid-Back	<i>Spinal Misalignment</i>
Low-Back	<i>Spinal Misalignment</i>

Normal to near normal scans with multiple x-ray findings suggest a severely impaired nerve system and/or excessive tissue thickness. With regards to impairment, scans are expected to worsen on re-exam .

INTERPRETATION

Your exam findings, x-rays and scans confirm the presence of multiple **vertebral sub-lux-a-tions**. Vertebral subluxations are spinal bone misalignments that interfere with the vital communication between brain and body. This interference hinders your body's ability to properly function and adapt to stresses. Body malfunction and an inability to adapt causes sickness/disease and eventually symptoms.

Your subluxations are located in areas of the spine likely to cause your current health concerns as well as affect important vital systems.

CAUSE

Stress is the initiating factor for all disease processes. Stress comes in three forms:

- 1. Physical:** Birth, work, lifestyle, weight, hobbies, sleeping habits, etc.
- 2. Chemical:** Medications, food additives, alcohol, smoking, caffeine, etc.
- 3. Emotional:** Attitude, finances, family, sickness, kids, work, etc.

Large stresses can overwhelm your body leading to breakdown and/or malfunction instantly. For example, an automobile accident might lead to a broken bone, instantly.

Small stresses can overwhelm your body leading to breakdown and/or malfunction over time. For example, poor dental hygiene might lead to a cavity, over time.

Your current health condition is the result of unchecked accumulated stresses.

Stress causes poor spinal motion, alignment, and degeneration.



Poor spinal motion, alignment, and degeneration causes subluxations.



Subluxations cause body malfunction and an inability to adapt.

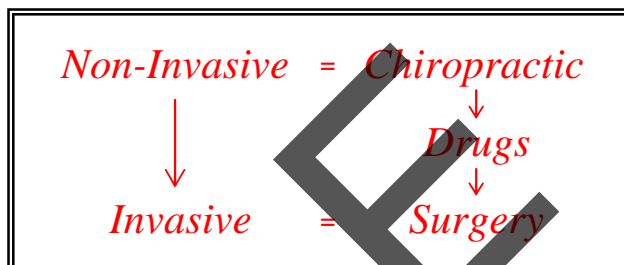



Body malfunction and an inability to adapt causes sickness/disease.

RECOMMENDATIONS

Chiropractors are the only doctors specifically trained in the detection and correction of the vertebral subluxation. Not until the subluxation is corrected will your body be able to function and adapt properly. This very fact is the reason so many people do not find the health they are looking for through drugs and/or surgery; the root of the problem is left uncorrected inviting a relapse.

Regain your health using this simple guideline



Restoring health to an unhealthy body takes time and repetition. Each adjustment helps to eliminate and overcome the accumulated stresses that caused your poor health. Once health is restored, continued care helps to prevent the accumulation from recurring.

Initial Recommendation: 3 adjustments / week for 4 weeks followed by a re-exam.

Naturally, as you are the one doing the healing, you will heal at your own rate. The best thing you can do to help the healing process and save money is reduce or remove stress from your life.

BENEFITS OF CARE

Improved body function means more health and well-being. More health and well-being means:

- *Less Aches and Pains*
- *Increased Mobility*
- *Reduced Dependency on Drugs*
- *More Restful Sleep*
- *Extra Energy*
- *Lower Medical Bills*
- *Boosted Immune Function*
- *Fewer Lost Wages*
- *Higher Quality of Life*

GLOSSARY

Health A condition of wholeness where all cells, tissues, and organs are functioning properly 100% of the time.

Disease Any condition in which cells, tissues, or organs have lost proper function.

Nerve System System of your body responsible for the proper function of all cells, tissues, and organs.

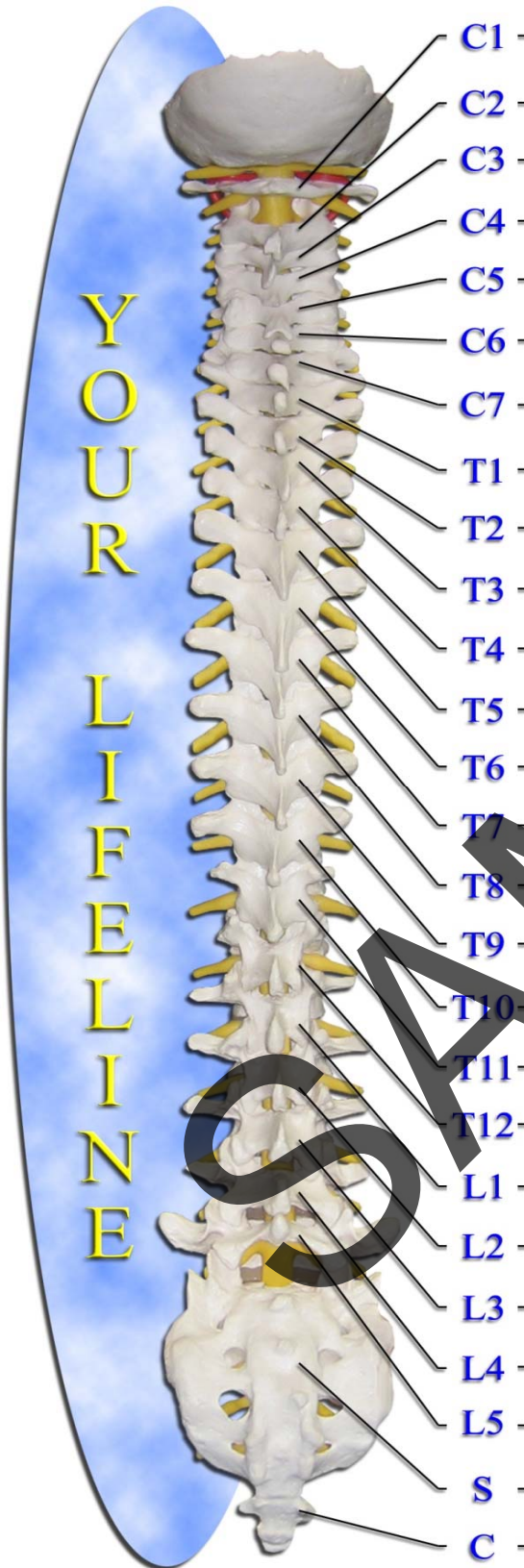
Symptom Your body's way of telling you normal function has been lost and is trying to be restored.

Vertebral Subluxation Spinal misalignment interfering with the nerve system's ability to properly regulate body function.

Chiropractic Health field focusing on the detection and correction of vertebral subluxations.

Chiropractic Adjustment A gentle, non-invasive, specific thrust applied to the spine in an effort to remove vertebral subluxation and restore proper function to the body.

Your Nerve System



	AREAS CONTROLLED/REGULATED	POTENTIAL EFFECTS
C1	SYMPATHETIC NERVE SYSTEM • BRAIN • PITUITARY GLAND • BLOOD SUPPLY TO HEAD • INNER / MIDDLE EAR • SINUSES	HEADACHES / MIGRAINES • NERVOUSNESS • HYPERACTIVITY • INSOMNIA • CHRONIC FATIGUE • DIZZINESS • IMMUNITY ISSUES
C2	SINUSES • AUDITORY NERVE • OPTIC NERVE • TONGUE	SINUS TROUBLE • ALLERGIES • FAINTING • EARACHES • DEAFNESS • CROSSED EYES • BLINDNESS
C3	TRIGEMINAL NERVE • OUTER EAR • CHEEKS • TEETH	ACNE • PAIN OR LOSS OF SENSATION IN THE FACE
C4	EUSTACHIAN TUBE • MOUTH • NOSE • LIPS • ADENOIDS • MUCOUS MEMBRANES	WATERY EYES • RUNNY NOSE • HEARING LOSS
C5	PHARYNX • LARYNX • VOCAL CORDS	LARYNGITIS • HOARSENESS • THROAT PROBLEMS
C6	TONSILS • NECK AND SHOULDER MUSCLES	CROUP • TONSILLITIS • NECK PAIN / STIFFNESS • SHOULDER PAIN
C7	THYROID GLAND • ARMS • HANDS	ARM / HAND PAIN, NUMBNESS OR TINGLING • THYROID CONDITIONS • POOR METABOLISM • SLUGGISHNESS • NERVOUSNESS
T1	ESOPHAGUS • TRACHEA • HEART • FOREARMS • HANDS	ARM / HAND PAIN, NUMBNESS OR TINGLING • DIFFICULTY BREATHING • ASTHMA • CHRONIC COUGH
T2	HEART • CORONARY ARTERIES • LUNGS	HEART CONDITIONS
T3	BREASTS • LUNGS • BRONCHI • HEART	BRONCHITIS • PLEURISY • PNEUMONIA • INFLUENZA • CONGESTION
T4	GALLBLADDER • HEART • LUNGS	GALLBLADDER PROBLEMS • JAUNDICE
T5	ESOPHAGUS • GALLBLADDER • LIVER • HEART	LIVER PROBLEMS • FEVERS • BLOOD PRESSURE PROBLEMS • POOR CIRCULATION • ARTHRITIS
T6	STOMACH • ESOPHAGUS • DUODENUM	STOMACH PROBLEMS • HEARTBURN • DYSPEPSIA • NERVOUS STOMACH • INDIGESTION
T7	PANCREAS • DUODENUM • SPLEEN	IRREGULAR CARBOHYDRATE METABOLISM • ULCERS • GASTRITIS • MID-BACK PAIN
T8	SPLEEN • PANCREAS • ADRENAL GLANDS • DIAPHRAGM	IMMUNITY ISSUES
T9	ADRENAL GLANDS • SPLEEN • PANCREAS • OVARIES • UTERUS	POOR SYMPATHETIC RESPONSE • POOR METABOLISM
T10	KIDNEYS • SPLEEN • PANCREAS • OVARIES • UTERUS • BLADDER	KIDNEY PROBLEMS • HARDENING OF THE ARTERIES • CHRONIC FATIGUE • NEPHRITIS • PYELITIS
T11	KIDNEYS • OVARIES • UTERUS • BLADDER	ACNE • PIMPLES • ECZEMA OR BOILS
T12	SMALL INTESTINES • BLADDER • UTERUS	RHEUMATISM • GAS PAINS
L1	LARGE INTESTINES • BLADDER • UTERUS • REPRODUCTIVE ORGANS	CONSTIPATION • COLITIS • IRRITABLE BOWEL • DIARRHEA • HERNIAS
L2	ABDOMEN • APPENDIX • CECUM • BLADDER • UPPER LEG	CRAMPS • DIFFICULTY BREATHING
L3	BLADDER • GENITALIA • PROSTATE	BLADDER TROUBLE • MENSTRUAL TROUBLE • MISCARRIAGES • BEDWETTING • IMPOTENCY
L4	SCIATIC NERVE • MUSCLES OF LOWER BACK • PROSTATE	SCIATICA • LOW-BACK PAIN • DIFFICULT, PAINFUL OR FREQUENT URINATION
L5	LOWER LEG • SCIATIC NERVE • ANKLES • FEET • TOES • PROSTATE	LEG / FOOT PAIN, NUMBNESS OR TINGLING • POOR LEG CIRCULATION • COLD FEET • LEG CRAMPS
S	BUTTOCKS • FASCIA OF HIPS • BLADDER • PROSTATE • SCIATIC NERVE	SACRO-ILIAC CONDITIONS • SPINAL CURVATURES
C	RECTUM • ANUS	HEMORRHOIDS • PRURITUS • PAIN ACROSS LOW-BACK

This is a very general description of the nerve system and the areas each nerve supplies. Potential effects listed are issues commonly associated with malfunction of related areas. Areas of primary concern are highlighted in yellow.

SCREEN YOUR FRIENDS AND FAMILY FOR POSSIBLE NERVE INTERFERENCE

~~~~ These simple tests could change their life ~~~~

POSTURE ANALYSIS

How to perform:

- Ask person to stand in a position they believe to be good posture and not move.

What you should find:

- From the front, their head, shoulders, and hips should appear level and a vertical imaginary line should divide their body equally. From the side, their ear, shoulder, hip, and ankle should fall along a vertical imaginary line.
-

LEG CHECK

How to perform:

- Ask person to lie on their stomach with their head STRAIGHT down. Hold their feet in a position that makes them (their feet) look flat instead of angled.

What you should find:

- Their legs should look the same length whether bent at the knees or not.
-

RANGE OF MOTION

How to perform:

- Ask person to bring their chin to their chest, lean their head back, bring each ear toward their shoulder, and turn their head both ways. Next, ask them to bend over, lean back (support them if necessary), and lean to their sides.

What you should find

- They should be able to bring their chin to their chest, lean their head back almost 90°, tilt it about 45°, and turn it almost 90°. All motions should be pain-free and completed without moving the rest of their body.
 - They should be able to bend at the waist almost 90°, lean backward about 45°, and extend their hand down their side to their knee. All motions should be pain-free and completed without moving the rest of their body.
-

INTERPRETATION

Deviations from normal with any of these tests indicate nerve system interference. Interference to the nerve system means their body cannot work at 100%. A body not working at 100% is a diseased body.

This person should be further evaluated by a chiropractor. If they are local, surprise them with one of the attached coupons. If they are not local, I will find them a chiropractor in their area. Let me know. Change someone's life today.

Health Pass

Visual Chiropractic Tools

This certificate entitles YOU to a complete evaluation for only \$27! **\$150 Value!**

Includes: Consultation, Examination, Computer Scans, any necessary X-rays and Report of Findings

115 Saddle Creek Circle
Dickson, TN 37055
Phone: (770) 715-7080
Website: www.visualchiropractic.com

Authorized: _____
Expires: 9/6/2011

Compliments of Mary Smith and Visual Chiropractic Tools

Health Pass

Visual Chiropractic Tools

This certificate entitles YOU to a complete evaluation for only \$27! **\$150 Value!**

Includes: Consultation, Examination, Computer Scans, any necessary X-rays and Report of Findings

115 Saddle Creek Circle
Dickson, TN 37055
Phone: (770) 715-7080
Website: www.visualchiropractic.com

Authorized: _____
Expires: 9/6/2011

Compliments of Mary Smith and Visual Chiropractic Tools

Health Pass

Visual Chiropractic Tools

This certificate entitles YOU to a complete evaluation for only \$27! **\$150 Value!**

Includes: Consultation, Examination, Computer Scans, any necessary X-rays and Report of Findings

115 Saddle Creek Circle
Dickson, TN 37055
Phone: (770) 715-7080
Website: www.visualchiropractic.com


Authorized: _____
Expires: 9/6/2011

Compliments of Mary Smith and Visual Chiropractic Tools

This additional information was generated using

Reports to Go...

in less than 2 minutes!



Posture



Ears, shoulders, hips, and ankles should fall in line.



Center of body should fall along mid-line with ears, shoulders and hips level.

View of Neck from the Side



Loss of proper spinal curves leads to premature death.*

"Spine" Volume 30(21), November 1, 2005 pp. 2388-2392 revealed work done by Shimizu, Kentaro MD; Nakamura, Masaya MD; Nishikawa, Yuji MD; Hijikata, Sadahisa MD; Chiba, Kazuhiro MD; Toyama, Yoshiaki MD.

Financial Options

Estimated Wellness Care Plan

Name: Mary Smith

Effective Dates: 08 / 23 / 2011 - 08 / 22 / 2012

Intensive Phase:

Visits	36	@	\$	40.00	=	\$	1,440.00
First Exam and Initial X-Ray	1	@	\$	150.00	=	\$	150.00
Re-Exams	3	@	\$	45.00	=	\$	135.00
							<u>\$ 1,725.00</u>

Wellness Phase:

Visits	24	@	\$	40.00	=	\$	960.00
Re-Exams	2	@	\$	45.00	=	\$	90.00
Subsequent X-Rays	1	@	\$	90.00	=	\$	90.00
							<u>\$ 1,140.00</u>

Total Cost of Care for 12 Months: \$ 2,865.00

Subtract Total Expected from Insurance: \$ 936.00

Subtract Wellness Plan Discount: \$ 765.00

Total Owed: \$ 1,164.00

Payment Options

 12 equal monthly payments of \$97 \$ 1,164.00

 One time payment with an additional 20% savings of \$232.80 \$ 931.20